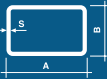
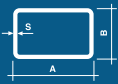


# Rectangular carbon steel welded tubes

Tubi rettangolari saldati in acciaio al carbonio

 <b>RECTANGULAR TUBES EN 10305-5 S2, S3, S4</b> Tubi rettangolari EN 10305-5 S2, S3, S4		weight kg/m											
external dimensions		wall thickness mm											
A x B mm - inches	0,6	0,7	0,8	0,9	1	1,1	1,2	1,4	1,5	1,8	2	2,5	3
12 x 10	0,195	0,226	0,255	0,284	0,312	0,340	0,367	0,419	0,444				
15 x 10	0,224	0,259	0,293	0,326	0,359	0,392	0,423	0,485	0,514				
16 x 10	0,233	0,270	0,305	0,341	0,375	0,409	0,442	0,507	0,538				
16 x 18	0,308	0,357	0,406	0,454	0,501	0,547	0,593	0,682	0,726				
16,5 x 13,5	0,271	0,313	0,356	0,397	0,438	0,478	0,518	0,595	0,632				
18 x 5	0,205	0,237	0,268	0,298	0,328	0,357	0,386	0,441	0,467				
18 x 10	0,252	0,292	0,331	0,369	0,407	0,444	0,480	0,551	0,585				
18 x 11	0,261	0,302	0,343	0,383	0,422	0,461	0,499	0,573	0,609				
20 x 9	0,261	0,302	0,343	0,383	0,422	0,461	0,499	0,573	0,609				
20 x 10	0,271	0,313	0,356	0,397	0,438	0,478	0,518	0,595	0,632	0,741	0,810		
20 x 15		0,368	0,418	0,468	0,516	0,564	0,612	0,704	0,750	0,882	0,967		
20 x 15,5		0,374	0,425	0,475	0,524	0,573	0,621	0,715	0,762	0,896	0,982		
24 x 18		0,445	0,506	0,567	0,626	0,685	0,744	0,858	0,915	1,080	1,186		
25 x 10		0,368	0,418	0,468	0,516	0,564	0,612	0,704	0,750	0,882	0,967		
25,4 x 12,7 - 1" x 1/2"		0,403	0,457	0,512	0,565	0,618	0,670	0,773	0,823	0,970	1,064	1,289	1,360
25 x 15		0,423	0,481	0,538	0,595	0,651	0,706	0,814	0,868	1,023	1,124		
25 x 20		0,478	0,544	0,609	0,673	0,737	0,800	0,924	0,985	1,165	1,281	1,559	1,685
28 x 25		0,566	0,645	0,722	0,799	0,875	0,951	1,100	1,174	1,391	1,532		
30 x 10		0,423	0,481	0,538	0,595	0,651	0,706	0,814	0,868	1,023	1,124		
30 x 12		0,445	0,506	0,567	0,626	0,685	0,744	0,858	0,915	1,080	1,186		
30 x 15		0,478	0,544	0,609	0,673	0,737	0,800	0,924	0,985	1,165	1,281	1,559	
30 x 18		0,511	0,582	0,651	0,721	0,789	0,857	0,990	1,056	1,249	1,375		
30 x 20		0,607	0,680	0,752	0,823	0,894	0,984	1,103	1,103	1,306	1,438	1,756	1,921
30 x 25		0,670	0,750	0,830	0,910	0,989	1,089	1,221	1,221	1,447	1,595	1,952	2,156
31,75 x 19,05 - 1 1/4" x 3/4"		0,617	0,691	0,764	0,837	0,909	1,002	1,122	1,122	1,328	1,463	1,787	1,958
33 x 20		0,645	0,722	0,799	0,875	0,951	1,034	1,100	1,174	1,391	1,532		
34,9 x 15,8		0,616	0,690	0,763	0,836	0,908	1,000	1,120	1,120	1,326	1,460	1,783	1,954
35 x 10		0,544	0,609	0,673	0,737	0,800	0,874	0,924	0,985	1,165	1,281	1,559	
35 x 15		0,607	0,680	0,752	0,823	0,894	0,984	1,103	1,103	1,306	1,438	1,756	1,921
35 x 20		0,670	0,750	0,830	0,910	0,989	1,089	1,221	1,221	1,447	1,595	1,952	2,156
35 x 25		0,732	0,821	0,909	0,996	1,083	1,254	1,339	1,339	1,588	1,752	2,148	2,392
35 x 30		0,795	0,892	0,987	1,083	1,177	1,364	1,456	1,456	1,730	1,909	2,344	2,627
38 x 19		0,695	0,779	0,862	0,944	1,026	1,188	1,268	1,268	1,504	1,657	2,030	
38,1 x 19,05 - 1 1/2" x 3/4"		0,697	0,781	0,864	0,947	1,029	1,191	1,271	1,271	1,508	1,662	2,036	2,258
38,1 x 25,4 - 1 1/2" x 1"		0,776	0,870	0,964	1,057	1,149	1,331	1,421	1,421	1,687	1,862	2,286	2,557
40 x 10		0,607	0,680	0,752	0,823	0,894	1,034	1,034	1,103	1,306	1,438	1,756	
40 x 15		0,670	0,750	0,830	0,910	0,989	1,144	1,221	1,221	1,447	1,595	1,952	
40 x 20		0,732	0,821	0,909	0,996	1,083	1,254	1,339	1,339	1,588	1,752	2,148	2,392
40 x 22		0,758	0,849	0,940	1,031	1,120	1,298	1,386	1,386	1,645	1,814	2,227	2,486
40 x 25		0,795	0,892	0,987	1,083	1,177	1,364	1,456	1,456	1,730	1,909	2,344	2,627
40 x 27		0,820	0,920	1,019	1,117	1,215	1,408	1,503	1,503	1,786	1,971	2,423	2,721
40 x 30		0,858	0,962	1,066	1,169	1,271	1,474	1,574	1,574	1,871	2,066	2,541	2,863
40 x 35		0,921	1,033	1,144	1,255	1,365	1,584	1,692	1,692	2,012	2,223	2,737	3,098
42,5 x 29		0,877	0,983	1,089	1,195	1,299	1,507	1,609	1,609	1,913	2,113	2,600	2,933
45 x 10		0,670	0,750	0,830	0,910	0,989	1,144	1,221	1,221	1,447	1,595	1,952	2,156
45 x 15		0,732	0,821	0,909	0,996	1,083	1,254	1,339	1,339	1,588	1,752	2,148	
45 x 20		0,795	0,892	0,987	1,083	1,177	1,364	1,456	1,456	1,730	1,909	2,344	2,627
45 x 25		0,858	0,962	1,066	1,169	1,271	1,474	1,574	1,574	1,871	2,066	2,541	2,863
45 x 30		0,921	1,033	1,144	1,255	1,365	1,584	1,692	1,692	2,012	2,223	2,737	3,098
45 x 35		0,984	1,104	1,223	1,342	1,460	1,694	1,810	1,810	2,154	2,380	2,933	3,334
45 x 40		1,046	1,174	1,301	1,428	1,554	1,803	1,927	1,927	2,295	2,537	3,129	3,569
48 x 20		0,833	0,934	1,035	1,134	1,233	1,430	1,527	1,527	1,814	2,003	2,462	2,769
50 x 10		0,732	0,821	0,909	0,996	1,083	1,254	1,339	1,339	1,588	1,752	2,148	
50 x 15		0,795	0,892	0,987	1,083	1,177	1,364	1,456	1,456	1,730	1,909	2,344	2,627
50 x 20		0,858	0,962	1,066	1,169	1,271	1,474	1,574	1,574	1,871	2,066	2,541	2,863
50 x 25		0,921	1,033	1,144	1,255	1,365	1,584	1,692	1,692	2,012	2,223	2,737	3,098
50 x 30		0,984	1,104	1,223	1,342	1,460	1,694	1,810	1,810	2,154	2,380	2,933	3,334
50 x 35				1,301	1,428	1,554	1,803	1,927	1,927	2,295	2,537	3,129	3,569
50 x 40				1,380	1,514	1,648	1,913	2,045	2,045	2,436	2,694	3,326	3,805
50 x 45				1,458	1,601	1,742	2,023	2,163	2,163	2,578	2,851	3,522	4,040
50,8 x 25,4 - 2" x 1"				1,163	1,276	1,388	1,610	1,720	1,720	2,046	2,260	2,784	3,155
50,8 x 38,1 - 2" x 1 1/2"				1,363	1,495	1,627	1,889	2,019	2,019	2,405	2,659	3,283	3,753
53,5 x 25				1,199	1,316	1,431	1,661	1,774	1,774	2,111	2,333	2,874	



## RECTANGULAR TUBES EN 10305-5 S2, S3, S4

Tubi rettangolari EN 10305-5 S2, S3, S4



weight  
kg/m

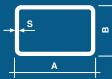
external dimensions A x B mm - inches	wall thickness mm												
	0,6	0,7	0,8	0,9	1	1,1	1,2	1,4	1,5	1,8	2	2,5	3
55 x 20					1,144	1,255	1,365	1,584	1,692	2,012	2,223	2,737	3,098
55 x 34									2,022	2,408	2,662	3,286	3,758
55 x 40					1,458	1,601	1,742	2,023	2,163	2,578	2,851	3,522	4,040
60 x 10					1,066	1,169	1,271	1,474	1,574	1,871	2,066	2,541	2,863
60 x 15					1,144	1,255	1,365	1,584	1,692	2,012	2,223	2,737	3,098
60 x 20					1,223	1,342	1,460	1,694	1,810	2,154	2,380	2,933	3,334
60 x 25					1,301	1,428	1,554	1,803	1,927	2,295	2,537	3,129	3,569
60 x 30					1,380	1,514	1,648	1,913	2,045	2,436	2,694	3,326	3,805
60 x 34					1,443	1,583	1,723	2,001	2,139	2,549	2,819	3,483	3,993
60 x 35						1,601	1,742	2,023	2,163	2,578	2,851	3,522	4,040
60 x 40						1,687	1,836	2,133	2,281	2,719	3,008	3,718	4,276
60 x 45						1,773	1,931	2,243	2,398	2,860	3,165	3,914	4,511
60 x 50						1,860	2,025	2,353	2,516	3,001	3,322	4,111	4,747
63,5 x 38,1 - 2½" x 1½"						1,715	1,867	2,168	2,318	2,764	3,058	3,781	4,351
65 x 35						1,687	1,836	2,133	2,281	2,719	3,008	3,718	4,276
70 x 10					1,342	1,460	1,694	1,810	2,154	2,380	2,933		
70 x 11					1,359	1,478	1,716	1,833	2,182	2,411	2,972		
70 x 15					1,428	1,554	1,803	1,927	2,295	2,537	3,129	3,569	
70 x 20					1,514	1,648	1,913	2,045	2,436	2,694	3,326	3,805	
70 x 25					1,601	1,742	2,023	2,163	2,578	2,851	3,522	4,040	
70 x 30					1,687	1,836	2,133	2,281	2,719	3,008	3,718	4,276	
70 x 35								2,398	2,860	3,165	3,914	4,511	
70 x 40						1,860	2,025	2,353	2,516	3,001	3,322	4,111	4,747
70 x 50						2,032	2,213	2,573	2,752	3,284	3,636	4,503	5,218
75 x 50									2,869	3,425	3,793	4,699	5,453
76 x 34						1,860	2,025	2,353	2,516	3,001	3,322	4,111	4,747
76 x 55									3,011	3,595	3,981	4,935	5,736
76,2 x 25,4 - 3" x 1"						1,715	1,867	2,168	2,318	2,764	3,058	3,781	4,351
76,2 x 38,1 - 3" x 1½"						1,934	2,106	2,447	2,617	3,123	3,457	4,279	4,949
76,2 x 50,8 - 3" x 2"									2,916	3,482	3,855	4,778	5,547
80 x 10					1,514	1,648	1,913	2,045	2,436	2,694	3,326		
80 x 15					1,601	1,742	2,023	2,163	2,578	2,851	3,522		
80 x 20					1,687	1,836	2,133	2,281	2,719	3,008	3,718	4,276	
80 x 22					1,722	1,874	2,177	2,328	2,775	3,070	3,797		
80 x 25					1,773	1,931	2,243	2,398	2,860	3,165	3,914	4,511	
80 x 30					1,860	2,025	2,353	2,516	3,001	3,322	4,111	4,747	
80 x 35					1,946	2,119	2,463	2,634	3,143	3,479	4,307	4,982	
80 x 40					2,032	2,213	2,573	2,752	3,284	3,636	4,503	5,218	
80 x 45									2,869	3,425	3,793	4,699	5,453
80 x 50									2,987	3,567	3,950	4,896	5,689
80 x 60									3,223	3,849	4,264	5,288	6,160

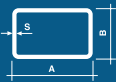


## Rectangular carbon steel welded tubes

Tubi rettangolari saldati in acciaio al carbonio



 <b>RECTANGULAR TUBES</b> <b>EN 10305-5 S1, S2, S4</b> Tubi rettangolari EN 10305-5 S1, S2, S4		weight kg/m					
external dimensions	wall thickness mm						
A x B mm - inches	1,5	1,8	2	2,5	3	4	5
12 x 10	0,444						
15 x 10	0,514						
16 x 10	0,538						
16 x 18	0,726						
16,5 x 13,5	0,632						
18 x 5	0,467						
18 x 10	0,585						
18 x 11	0,609						
20 x 9	0,609						
20 x 10	0,632	0,741	0,810				
20 x 15	0,750	0,882	0,967				
20 x 15,5	0,762	0,896	0,982				
24 x 18	0,915	1,080	1,186				
25 x 10	0,750	0,882	0,967				
25,4 x 12,7 - 1" x 1/2"	0,823	0,970	1,064	1,289	1,360		
25 x 15	0,868	1,023	1,124				
25 x 20	0,985	1,165	1,281	1,559	1,685		
28 x 25	1,174	1,391	1,532				
30 x 10	0,868	1,023	1,124				
30 x 12	0,915	1,080	1,186				
30 x 15	0,985	1,165	1,281	1,559			
30 x 18	1,056	1,249	1,375				
30 x 20	1,103	1,306	1,438	1,756	1,921		
30 x 25	1,221	1,447	1,595	1,952	2,156		
31,75 x 19,05 - 1 1/4" x 3/4"	1,122	1,328	1,463	1,787	1,958		
33 x 20	1,174	1,391	1,532				
34,9 x 15,8	1,120	1,326	1,460	1,783	1,954		
35 x 10	0,985	1,165	1,281	1,559			
35 x 15	1,103	1,306	1,438	1,756	1,921		
35 x 20	1,221	1,447	1,595	1,952	2,156		
35 x 25	1,339	1,588	1,752	2,148	2,392		
35 x 30	1,456	1,730	1,909	2,344	2,627	3,310	
38 x 19	1,268	1,504	1,657	2,030			
38,1 x 19,05 - 1 1/2" x 3/4"	1,271	1,508	1,662	2,036	2,258		
38,1 x 25,4 - 1 1/2" x 1"	1,421	1,687	1,862	2,286	2,557		
40 x 10	1,103	1,306	1,438	1,756			
40 x 15	1,221	1,447	1,595	1,952			
40 x 20	1,339	1,588	1,752	2,148	2,392	2,996	
40 x 22	1,386	1,645	1,814	2,227	2,486	3,122	
40 x 25	1,456	1,730	1,909	2,344	2,627	3,310	
40 x 27	1,503	1,786	1,971	2,423	2,721	3,436	
40 x 30	1,574	1,871	2,066	2,541	2,863	3,624	
40 x 35	1,692	2,012	2,223	2,737	3,098	3,938	
42,5 x 29	1,609	1,913	2,113	2,600	2,933	3,718	
45 x 10	1,221	1,447	1,595	1,952	2,156		
45 x 15	1,339	1,588	1,752	2,148			
45 x 20	1,456	1,730	1,909	2,344	2,627	3,310	
45 x 25	1,574	1,871	2,066	2,541	2,863	3,624	
45 x 30	1,692	2,012	2,223	2,737	3,098	3,938	
45 x 35	1,810	2,154	2,380	2,933	3,334	4,252	
45 x 40	1,927	2,295	2,537	3,129	3,569	4,566	
48 x 20	1,527	1,814	2,003	2,462	2,769		
50 x 10	1,339	1,588	1,752	2,148			
50 x 15	1,456	1,730	1,909	2,344	2,627		
50 x 20	1,574	1,871	2,066	2,541	2,863		
50 x 25	1,692	2,012	2,223	2,737	3,098	3,938	
50 x 30	1,810	2,154	2,380	2,933	3,334	4,252	
50 x 35	1,927	2,295	2,537	3,129	3,569	4,566	
50 x 40	2,045	2,436	2,694	3,326	3,805	4,880	
50 x 45	2,163	2,578	2,851	3,522	4,040	5,194	
50,8 x 25,4 - 2" x 1"	1,720	2,046	2,260	2,784	3,155	4,013	
50,8 x 38,1 - 2" x 1 1/2"	2,019	2,405	2,659	3,283	3,753	4,811	5,772
53,5 x 25	1,774	2,111	2,333	2,874			
55 x 20	1,692	2,012	2,223	2,737	3,098		
55 x 34	2,022	2,408	2,662	3,286	3,758	4,817	



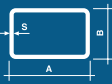
**RECTANGULAR TUBES**  
**EN 10305-5 S1, S2, S4**

Tubi rettangolari EN 10305-5 S1, S2, S4

weight  
kg/m

external dimensions	wall thickness mm															
	A x B mm - inches	1,5	1,8	2	2,5	3	4	5	6	7	8	9	10	12	12,5	14
55 x 40	2,163	2,578	2,851	3,522	4,040	5,194										
60 x 10	1,574	1,871	2,066	2,541	2,863											
60 x 15	1,692	2,012	2,223	2,737	3,098											
60 x 20	1,810	2,154	2,380	2,933	3,334	4,252										
60 x 25	1,927	2,295	2,537	3,129	3,569	4,566										
60 x 30	2,045	2,436	2,694	3,326	3,805	4,880										
60 x 34	2,139	2,549	2,819	3,483	3,993	5,131										
60 x 35	2,163	2,578	2,851	3,522	4,040	5,194										
60 x 40	2,281	2,719	3,008	3,718	4,276	5,508	6,644									
60 x 45	2,398	2,860	3,165	3,914	4,511	5,822	7,036									
60 x 50	2,516	3,001	3,322	4,111	4,747	6,136	7,429									
63,5 x 38,1 - 2 1/2" x 1 1/2"	2,318	2,764	3,058	3,781	4,351	5,609	6,769									
65 x 35	2,281	2,719	3,008	3,718	4,276	5,508										
70 x 10	1,810	2,154	2,380	2,933												
70 x 11	1,833	2,182	2,411	2,972												
70 x 15	1,927	2,295	2,537	3,129	3,569	4,566										
70 x 20	2,045	2,436	2,694	3,326	3,805	4,880										
70 x 25	2,163	2,578	2,851	3,522	4,040	5,194										
70 x 30	2,281	2,719	3,008	3,718	4,276	5,508										
70 x 35	2,398	2,860	3,165	3,914	4,511	5,822										
70 x 40	2,516	3,001	3,322	4,111	4,747	6,136	7,429									
70 x 50	2,752	3,284	3,636	4,503	5,218	6,764	8,214									
75 x 50	2,869	3,425	3,793	4,699	5,453	7,078										
76 x 34	2,516	3,001	3,322	4,111	4,747											
76 x 55	3,011	3,595	3,981	4,935	5,736	7,455										
76,2 x 25,4 - 3" x 1"	2,318	2,764	3,058	3,781	4,351	5,609	6,769									
76,2 x 38,1 - 3" x 1 1/2"	2,617	3,123	3,457	4,279	4,949	6,406	7,766									
76,2 x 50,8 - 3" x 2"	2,916	3,482	3,855	4,778	5,547	7,204	8,763									
80 x 10	2,045	2,436	2,694	3,326												
80 x 15	2,163	2,578	2,851	3,522												
80 x 20	2,281	2,719	3,008	3,718	4,276											
80 x 22	2,328	2,775	3,070	3,797												
80 x 25	2,398	2,860	3,165	3,914	4,511	5,822										
80 x 30	2,516	3,001	3,322	4,111	4,747	6,136										
80 x 35	2,634	3,143	3,479	4,307	4,982	6,450	7,821									
80 x 40	2,752	3,284	3,636	4,503	5,218	6,764	8,214									
80 x 45	2,869	3,425	3,793	4,699	5,453	7,078	8,606									
80 x 50	2,987	3,567	3,950	4,896	5,689	7,392	8,999									
80 x 60	3,223	3,849	4,264	5,288	6,160	8,020	9,784	11,451								
83 x 37	2,752	3,284	3,636	4,503	5,218	6,764										
86 x 46	3,034	3,623	4,012	4,974	5,783	7,518	9,156									
88,9 x 38,1 - 3 1/2" x 1 1/2"	2,916	3,482	3,855	4,778	5,547	7,204	8,763									
90 x 20	2,516	3,001	3,322	4,111	4,747											
90 x 30	2,752	3,284	3,636	4,503	5,218	6,764										
90 x 40	2,987	3,567	3,950	4,896	5,689	7,392	8,999	10,509								
90 x 50	3,223	3,849	4,264	5,288	6,160	8,020	9,784	11,451								
90 x 60			4,578	5,681	6,631	8,648	10,569	12,393								
90 x 70			4,892	6,073	7,102	9,276	11,354	13,335								
100 x 20	2,752	3,284	3,636	4,503	5,218	6,764										
100 x 25	2,869	3,425	3,793	4,699	5,453	7,078										
100 x 30	2,987	3,567	3,950	4,896	5,689	7,392										
100 x 35 b.t.	3,105	3,708	4,107	5,092	5,924	7,706										
100 x 40	3,223	3,849	4,264	5,288	6,160	8,020	9,784	11,451								
100 x 50			4,578	5,681	6,631	8,648	10,569	12,393								
100 x 60			4,892	6,073	7,102	9,276	11,354	13,335	15,220	17,008						
100 x 70			5,206	6,466	7,573	9,904	12,139	14,277								
100 x 80			5,520	6,858	8,044	10,532	12,924	15,219	17,418	19,520						
101,6 x 50,8 - 4" x 2"		4,200	4,653	5,775	6,744	8,799	10,757	12,619								
101,6 x 76,2 - 4" x 3"		4,917	5,451	6,772	7,940	10,394	12,751	15,012								
103 x 87			5,834	7,251	8,515	11,160										
106 x 34	3,223	3,849	4,264	5,288	6,160	8,020										
110 x 30			4,264	5,288	6,160	8,020										
110 x 50			4,892	6,073	7,102	9,276	11,354	13,335								
110 x 70			5,520	6,858	8,044	10,532	12,924	15,219								
120 x 30			4,578	5,681	6,631	8,648										





### RECTANGULAR TUBES EN 10305-5 S1, S2, S4

Tubi rettangolari EN 10305-5 S1, S2, S4

weight  
kg/m

external dimensions	wall thickness mm														
	1,5	1,8	2	2,5	3	4	5	6	7	8	9	10	12	12,5	14
120 x 40			4,892	6,073	7,102	9,276	11,354	13,335							
120 x 50			5,206	6,466	7,573	9,904	12,139	14,277							
120 x 60			5,520	6,858	8,044	10,532	12,924	15,219	17,418	19,520					
120 x 80			6,148	7,643	8,986	11,788	14,494	17,103	19,616	22,032					
120 x 100				8,428	9,928	13,044	16,064	18,987							
126 x 34			4,892	6,073	7,102	9,276	11,354								
127 x 50,8 - 5" x 2"			5,451	6,772	7,940	10,394	12,751	15,012							
127 x 76,2 - 5" x 3"			6,248	7,769	9,137	11,989	14,745	17,405	19,968						
130 x 50			5,520	6,858	8,044	10,532	12,924	15,219							
130 x 60			5,834	7,251	8,515	11,160	13,709	16,161	18,517						
140 x 40			5,520	6,858	8,044	10,532	12,924	15,219							
140 x 50			5,834	7,251	8,515	11,160	13,709	16,161	18,517						
140 x 60			6,148	7,643	8,986	11,788	14,494	17,103	19,616						
140 x 70				8,036	9,457	12,416	15,279	18,045	20,715	23,288					
140 x 80				8,428	9,928	13,044	16,064	18,987	21,814	24,544					
140 x 100					10,870	14,300	17,634								
150 x 30			5,520	6,858	8,044	10,532	12,924								
150 x 40			5,834	7,251	8,515	11,160	13,709	16,161							
150 x 50			6,148	7,643	8,986	11,788	14,494	17,103							
150 x 60				8,036	9,457	12,416	15,279	18,045	20,715						
150 x 70				8,428	9,928	13,044	16,064	18,987	21,814						
150 x 75				8,624	10,163	13,358	16,456	19,458	22,363						
150 x 100					11,341	14,928	18,419	21,813	25,111	28,312	31,417	34,425	40,153		
152,4 x 50,8 - 6" x 2"			6,248	7,769	9,137	11,989	14,745	17,405	19,968						
152,4 x 76,2 - 6" x 3"				8,766	10,333	13,584	16,739	19,797							
152,4 x 101,6 - 6" x 4"				9,763	11,529	15,179	18,733	22,190	25,551						
160 x 50				8,036	9,457	12,416	15,279	18,045	20,715						
160 x 60				8,428	9,928	13,044	16,064	18,987	21,814						
160 x 80					10,870	14,300	17,634	20,871	24,012	27,056					
160 x 90					11,341	14,928	18,419	21,813	25,111	28,312	31,417	34,425	40,153		
160 x 100					11,812	15,556	19,204	22,755	26,210	29,568					
160 x 120					12,754	16,812	20,774	24,639	28,408	32,080					
160 x 140					13,696	18,068	22,344	26,523	30,606	34,592					
180 x 50					10,399	13,672	16,849	19,929	22,913	25,800					
180 x 60					10,870	14,300	17,634	20,871	24,012	27,056					
180 x 80					11,812	15,556	19,204	22,755	26,210	29,568					
180 x 100					12,754	16,812	20,774	24,639	28,408	32,080	35,656	39,135	45,805	47,412	52,088
180 x 120					13,696	18,068	22,344	26,523	30,606	34,592					
180 x 140					14,638	19,324	23,914	28,407	32,804	37,104					
180 x 150					15,109	19,952	24,699	29,349	33,903	38,360					
200 x 40					10,870	14,300	17,634	20,871	24,012	27,056					
200 x 60					11,812	15,556	19,204	22,755	26,210	29,568					
200 x 70					12,283	16,184	19,989	23,697	27,309	30,824					
200 x 80					12,754	16,812	20,774	24,639	28,408	32,080					
200 x 100					13,696	18,068	22,344	26,523	30,606	34,592	38,482	42,275	49,573	51,337	56,484
200 x 120					14,638	19,324	23,914	28,407	32,804	37,104	41,308	45,415	53,341	55,262	60,880
200 x 150					16,051	21,208	26,269	31,233	36,101	40,872	45,547	50,125	58,993		
200 x 160					16,522	21,836	27,054	32,175	37,200	42,128					
203,2 x 101,6 - 8" x 4"					13,922	18,370	22,721	26,975	31,133	35,195					
220 x 120					15,580	20,580	25,484	30,291	35,002	39,616					
220 x 140					16,522	21,836	27,054	32,175	37,200	42,128	46,960	51,695	60,877	63,112	69,672
230 x 80					14,167	18,696	23,129	27,465	31,705	35,848					
250 x 100					16,051	21,208	26,269	31,233	36,101	40,872	45,547	50,125	58,993		
250 x 150					18,406	24,348	30,194	35,943	41,596	47,152	52,612	57,975	68,413	70,962	78,464
250 x 200					20,761	27,488	34,119	40,653	47,091	53,432					
260 x 140					18,406	24,348	30,194	35,943	41,596	47,152	52,612	57,975	68,413	70,962	78,464
300 x 100					18,406	24,348	30,194	35,943	41,596	47,152	52,612	57,975	68,413	70,962	78,464
300 x 150					20,761	27,488	34,119	40,653	47,091	53,432	59,677	65,825	77,833	80,774	89,454
300 x 200							38,044	45,363	52,586	59,712	66,742	73,675	87,253	90,587	100,444
300 x 220							39,614	47,247	54,784	62,224					
350 x 150							38,044	45,363	52,586	59,712	66,742	73,675	87,253	90,587	100,444
350 x 250							45,894	54,783	63,576	72,272					
400 x 200							45,894	54,783	63,576	72,272	80,872	89,375	106,093	110,212	122,424
400 x 250							49,819	59,493	69,071	78,552	87,937	97,225	115,513	120,024	133,414

